



Building a Reti Repertoire

Semko Semkov

Chess Stars Publishing

Building a Reti Repertoire

Cover design by Kalojan Nachev

Copyright © 2024 by Semko Semkov

Printed in Bulgaria
ISBN: 978-619-7188-40-0

Contents

Bibliography 4

Introduction 5

1. ♠f3 d5

Part 1. Repertoire with 2.e3 and c4 9

Chapter 1. Reversed Blumenfeld

Step by Step 10 Annotated Games 19

Chapter 2. Reversed Blumenfeld – an Alternative Set-up

Step by Step 25

Chapter 3. Semi-Tarrasch 2.e3 c5 3.c4 e6

Step by Step 33 Annotated Games 38

Chapter 4. Anti-Meran

Step by Step 41 Annotated Games 62

Chapter 5. Anti-Slav and Chebanenko

Step by Step 70 Annotated Games 97

Chapter 6. The QGA 2.e3 ♠f6 3.c4 dxc4

Step by Step 113 Annotated Games 128

Part 2. Repertoire without e3

Chapter 7. Advanced Reti 2.c4 d4 3.b4

Step by Step 136 Annotated Games 153

Part 3. Repertoire with 2.e3 and b3

Chapter 8. The Nimzo-Larsen System without ...♠c6

Step by Step 168 Annotated Games 183

Chapter 9. The Nimzo-Larsen System with ...♠c6

Step by Step 190 Annotated Games 203

Chapter 10. 2.e3 ♠f6 3.c4 e6

Step by Step 209 Annotated Games 225

Index of Variations 241

Bibliography

Books

A Practical Black Repertoire with d5, c6 Volume 1: The Slav, Alexei Kornev, Chess Stars 2017

The Modern English Volume 2, Kiril Georgiev and Semko Semkov, Chess Stars 2019

The Modern Reti, Alexander Delchev, Chess Stars 2012

The Modernized Reti, Adrien Demuth, Thinkers Publishing 2018

Periodicals

Chess Informant

Internet resources

The Week In Chess (www.theweekinchess.com)

Chess Publishing (www.chesspublishing.com)

Introduction

In many aspects this book builds upon my work with Kiril Georgiev *The Modern English* vol. 2. It is based on the same active positional treatment of the centre with c4 and e3. However, the move order with 1.♘f3 aims to cut off the main answer to 1.c4 – 1...e5, which was the basic complaint of our readers about the English. Of course, there is always a trade-off. 1.♘f3 d5 2.c4 allows 2...d4. Although only 7% answer 1.♘f3 d5 2.c4 by 2...d4 and even less – 1.♘f3 d5 2.e3!? by 2...c5 3.c4 d4, we should be prepared for all eventualities.

Some players simply ignore the problem of ceding space and play the Reversed Benoni with 1.♘f3 d5 2.c4 d4 3.g3. I adhere to those who think that we should fight for every inch of the board, so I consider in this book several more principled solutions.

Part 1 deals with the consequences of 1.♘f3 d5 2.e3.



In the previous century such development was scornfully classified as “irregular opening”. Nowadays it is one of the most topical lines, and many call it “the Keymer System” after the 19-year-old German prodigy. To be fair, Carlsen, Ding Liren, Nakamura, Mamedyarov and many other GMs also embrace it more or less regularly. The logic behind 2.e3 is simple – we prevent ...d4 and want to transpose to the English with c2-c4 next. So Black’s most principled answer should be 2...c5 to revive the ...d4 idea. Then we face a choice:

Part 3 2...c5 3.b3 is for those who do not like gambits and seek clear strategic play.

Introduction

This move order transposes to the Nimzo-Larsen System. The b3-fianchetto is no good if Black did not play ...c5 because Black can lead out his c8-bishop, but in our case it offers White chances to gain the initiative – 3...♘f6 4.♙b2



We only should opt for central plans instead of one-sided attack with f4, ♝f3, which should not succeed against good defence.

Thus we meet 4...e6 by 5.c4 (Chapter 8) and 4...♘c6 by 5.♙b5, followed by d2-d4 (but not d2-d3!) – Chapter 9.

I allocated in this part the specific move order 2.e3 ♘f6 3.c4 e6 4.b3 (Chapter 10).



Formally it belongs to Part 1, but the early b3 corresponds with the ideas of the Nimzo-Larsen Sys-

tem. If you wonder why I suggest 4.b3 instead of 4.♘c3, the answer is that I would not like to play the QGA with ♘c3 as happens after 4.♘c3 dxc4!. My proposition against 2.e3 ♘f6 3.c4 dxc4 4.♙xc4 e6 5.0-0 c5 is 6.d4 a6 7.♞e1!?



A very hot system, and again our hero Keymer is involved! It is important that our knight is still on b1. That allows us to attack ...b7-b5 with a2-a4 without having to lose a tempo after ...b5-b4. See Chapter 6.

The other option on move 3 is 3.c4 – Part 1. I analyse in detail the Reversed Blumenfeld – 3...d4 4.b4! dxe3 5.fxe3 cxb4 6.d4 ♘f6.



We should get best practical results if we vary our weapons, so I

Introduction

cover two different approaches – 7.♔d3 (which should be met by 7...g6!) in Chapter 1 and 7.a3 (which requires 7...e6!) in Chapter 2.

Next I deal with 3.c4 e6 4.cxd5 exd5 5.d4 ♖f6 (5...♗c6 6.♕b5) 6.♕b5+!? – Chapter 3.



Chapter 5 and 6 cover the Anti-Meran and the Chebanenko. They are common for any move order we use to start the game. I also added a **third approach**,

which opens the door towards the main lines of the QGD and the Slav – 1.♖f3 d5 2.c4 d4 3.b4 (Part 2).



It does allow the challenging 3...f6 4.e3 e5 or 3...♔g4, but this is the only option if we prefer schemes without e2-e3, as 2...e6 3.d4 ♖f6 4.♗c3 and 2...c6 3.d4 ♖f6 4.♗c3.

A full repertoire based on the above systems is proposed by Kiril Georgiev in the two-volume Chess Stars publication *Attacking 1...d5*, printed in 2021-2022.

To sum up, the book explores three different treatments of 1.♖f3 d5. The choice should be based on your preferred way of meeting the Slav, the Queen's Gambit Declined and the QGA. By all means, the more variable your repertoire is, the harder your opponent's task will be during his home preparation.

Semko Semkov
January 2024


Index of Variations

Chapter 1. 1.♘f3 d5 2.e3



2...c5 (2...♙g4 10; 2...g6 10) 3.c4 d4 4.b4 11 4...dxe3 5.fxe3 cxb4 6.d4
♘f6 7.♙d3 13

Chapter 2. 2.e3 c5 3.c4 d4 4.b4 dxe3 5.fxe3 cxb4 6.d4 ♘f6 7.a3



7...e6 27

7...bxa3 30

Chapter 3. 1.♘f3 d5 2.e3 c5 3.c4 e6



Index of Variations

4.cxd5 exd5 5.d4 ♖f6 6.♗b5+ ♜d7 34

6...♜c6 35 7.0-0 ♗d6 8.dxc6 ♗xc5 9.♞c2 36 (9.♜c3 38)

Chapter 4. 1.♜f3 d5 2.e3 ♜f6 3.c4 c6 4.♜c3 e6 5.b3




5...♗d6 41 (5...♜bd7 6.♞c2 ♗d6 41; 6...a6 7.d4 ♗d6 51) 6.♗b2 0-0 (6...♜bd7 7.♞c2 0-0 8.♙g1 42) 7.♗e2 (7.h3 43) 7...♜bd7 (7...♙e8 8.d4 49; 7...b6 8.d4 56; 7...e5 44) 8.♞c2 b6 47

8...♙e8 49

8...a6 51

8...♞e7 56

Chapter 5. 1.♜f3 d5 2.e3 ♜f6 3.c4 c6 4.♜c3



4...♗f5 70

4...♗g4 5.h3 71 (5.cxd5 71)

4...a6 5.d4 (5.h3!? 74) 5...♗f5 75

5...♗g4 80

5...e6 6.h3!? 82

5...b5 6.b3 87

6.c5 90

Index of Variations

Chapter 6. 1.♘f3 d5 2.e3 ♘f6 3.c4 dxc4 4.♙xc4 e6 5.0-0



5...a6 6.d4 c5 (6...b5 113) 7.♙e1!? 114 7...♙e7 115
7...♘c6 118
7...b5 121

5...c5 124

Chapter 7. 1.♘f3 d5 2.c4 d4 3.b4



3...♙g4 138

3...g6 141

3...g5 143

3...f6 145

Chapter 8. 1.♘f3 d5 2.e3 c5 3.b3



Index of Variations


3...♖f6 (3...♙g4 169; 3...a6 169; 3...f6 170) 4.♙b2 e6 5.c4 ♗c6 6.cxd5
exd5 7.♙e2 ♙d6 8.d4 0-0 176
8...cxd4 180

Chapter 9. 1.♗f3 d5 2.e3 c5 3.b3 ♗c6 4.♙b2



4...♙g4 190
4...♗f6 192
4...a6 200

Chapter 10. 1.♗f3 d5 2.e3 ♗f6 3.c4 e6



3...g6 209 4.b3 ♙e7 (4...dxc4 210; 4...♙d6 210) 5.♙b2 0-0 6.♗c3 (6.d4
212) 6...b6 215
6...dxc4 219
6...c5 221